

The Australasian Muricid Gastropod *Lepsiella* as Pleistocene Visitor to Southernmost South America

Authors: Gordillo, Sandra, and Nielsen, Sven N.

Source: *Acta Palaeontologica Polonica*, 58(4) : 777-783

Published By: Institute of Paleobiology, Polish Academy of Sciences

URL: <https://doi.org/10.4202/app.2011.0186>

BioOne Complete (complete.BioOne.org) is a full-text database of 200 subscribed and open-access titles in the biological, ecological, and environmental sciences published by nonprofit societies, associations, museums, institutions, and presses.

Your use of this PDF, the BioOne Complete website, and all posted and associated content indicates your acceptance of BioOne's Terms of Use, available at www.bioone.org/terms-of-use.

Usage of BioOne Complete content is strictly limited to personal, educational, and non - commercial use. Commercial inquiries or rights and permissions requests should be directed to the individual publisher as copyright holder.

BioOne sees sustainable scholarly publishing as an inherently collaborative enterprise connecting authors, nonprofit publishers, academic institutions, research libraries, and research funders in the common goal of maximizing access to critical research.

The Australasian muricid gastropod *Lepsiella* as Pleistocene visitor to southernmost South America

SANDRA GORDILLO and SVEN N. NIELSEN



Gordillo, S. and Nielsen, S.N. 2013. The Australasian muricid gastropod *Lepsiella* as Pleistocene visitor to southernmost South America. *Acta Palaeontologica Polonica* 58 (4): 777–783.

Six shells belonging to a muricid gastropod species were recovered from a Pleistocene marine raised beach located on Navarino Island, in southern South America. None of the living species in the Beagle Channel or in the area is close, and none of the fossil species in the vicinity regions shows the diagnostic characters of the Navarino Pleistocene fossils. Our material resembles *Lepsiella baileyana* from southern Australia, although some differences in the suture and in the spire outline are recognized. Haustriinae were previously confined geographically to New Zealand and to the temperate coast of Australia, now extending its range of distribution to southern South America. This finding of *Lepsiella ukika* sp. nov. is best explained on the basis of transoceanic migration from Australasia by means of the Antarctic Circumpolar Current perhaps during a Quaternary glacial period. The presence of this Pleistocene visitor in southern South America is important because it clearly demonstrates that transcontinental traverse of taxa with direct (non-planktonic) development might have happened by rafting on kelp that served as transport platforms.

Key words: Gastropoda, Muricidae, Pleistocene, Beagle Channel, Australasia connection.

Sandra Gordillo [sgordillo@cicterra-conicet.gov.ar], Centro de Investigaciones en Ciencias de la Tierra, Consejo Nacional de Investigaciones Científicas y Técnicas (CICTERRA, CONICET) and Centro de Investigaciones Paleobiológicas (CIPAL), Facultad de Ciencias Exactas, Físicas y Naturales, Universidad Nacional de Córdoba, Av. Vélez Sársfield 1611 X5016GCA Córdoba, Argentina;

Sven N. Nielsen [sven.nielsen@uach.cl], Institut für Geowissenschaften, Christian-Albrechts-Universität zu Kiel. Ludewig-Meyn-Str. 10, 24118 Kiel, Germany; current address: Instituto de Ciencias Ambientales y Evolutivas, Universidad Austral de Chile, Casilla 567, Valdivia, Chile.

Received 30 November 2011, accepted 20 February 2012, available online 27 February 2012.

Copyright © 2013 S. Gordillo and S.N. Nielsen. This is an open-access article distributed under the terms of the Creative Commons Attribution License, which permits unrestricted use, distribution, and reproduction in any medium, provided the original author and source are credited.

Introduction

Muricids are a diverse group of carnivorous gastropods, very common in shallow marine benthic communities in southern South America (Dell 1971; Adami and Gordillo 1999; Linse 1999; Lomovasky et al. 2005). As fossils they also appear frequently in Quaternary deposits from the same region (Gordillo 1999, 2009). Among them, the genus *Trophon* (sensu lato) has a particular importance because it is a highly diversified taxon in the Southern Ocean and Subantarctic waters (Aldea and Troncoso 2010).

Systematic revisions including living muricids from this region are the reviews on the genera *Xymenopsis* (Pastorino and Harasewych 2000), *Trophon* (Pastorino 2002, 2005), and *Acanthina* (DeVries 2003).

Six muricid shells recently recovered from a Pleistocene marine raised beach located on Navarino Island, on the southern coast of the Beagle Channel look like a cross between an Ocenebriidae like *Acanthina*, and a Trophoninae like *Trophon* or *Xymenopsis*. Based on both contour shape

and crenulated outer lip, these fossil muricids are closer to *Acanthina* than *Trophon*, but based on the apertural lip shape, with a long siphonal canal, and whorl sculpture of ribs crossed with non imbricate axial lamellae they resemble a *Trophon* shell. Besides, none of the living species in the Beagle Channel or in the greater area is morphologically close, and none of the fossil species in the neighboring regions shows the diagnostic characters of the Navarino Pleistocene fossils.

In turn our shells are very similar to those of haustriine muricids (see Tan 2003 for review), which until now were exclusive to New Zealand and temperate Australia.

Institutional abbreviations.—CEGH-UNC, CIPAL-Centro de Investigaciones Paleobiológicas, CICTERRA, Córdoba, Argentina; NMV, National Museum of Victoria, Victoria, Australia; SGO.PI, Museo Nacional de Historia Natural, Santiago, Chile.

Other abbreviations.—ACC, Antarctic Circumpolar Current; LGM, last glacial maximum; MIS, Marine Isotopic Stage.

Geological setting

In the Beagle Channel, the Holocene marine transgression is well represented by marine deposits at different altitudes, extending along both northern and southern Beagle Channel coast; therefore, Pleistocene highstands have not been well preserved due to the intense erosive effect of the Last Glaciation (Rabassa et al. 2000). One exception is a marine unit very rich in fossils (Gordillo et al. 2010) located on Navarino Island (Fig. 1), indicating that the Beagle Channel was flooded by sea water at least once before the last glacial (MIS4 to MIS2). During this cold period, the Darwin Mountain icefield in Tierra del Fuego greatly expanded, perhaps at circa 85 kyr BP; reaching the last glacial maximum (LGM) at circa 25 kyr BP, after a relatively warmer period identified as MIS3 (McCulloch et al. 2005; Kaplan et al. 2008; Rabassa 2008). Prior to these events, a marine unit of pre-Holocene age would have been formed during the last interglacial or previous transgressions. Taking into account Pleistocene deposits of similar altitude located on the Atlantic Fuegian coast, it is most likely that the marine layer has formed during MIS5 (Sangamon). The age control of this section is based on a radiocarbon age determined at the NSF Arizona AMS Laboratory, but considering that the obtained age ($41,700 \pm 1500$ BP; AA69648; Rabassa et al. 2008) is close to the accepted reliability boundary of the AMS dating method, the given age was interpreted as older.

Material

The material studied here was recovered together with a large number of species (nearly one hundred, including mollusks, foraminifers, and ostracods) from a muddy marine layer with a thickness of 112 cm. A list of taxonomic composition was given in Gordillo et al. (2010), who recognized in this marine layer a mixture of species inhabiting shallow marine environments characterized by strong currents and belonging to different local communities associated with the spatial heterogeneity of this basin. Other muricid gastropods collected from this paleontological level were *Trophon geversianus* (Pallas, 1769), *Trophon plicatus* (Lightfoot, 1786), *Fuegotrophon pallidus* (Broderip, 1832), *Xymenopsis muriciformis* (King and Broderip, 1832), and *Xymenopsis buccineus* (Lamarck, 1816).

Systematic paleontology

Class Gastropoda Cuvier, 1797

Family Muricidae Rafinesque, 1815

Subfamily Hastrinae Tan, 2003

Genus *Lepsiella* Iredale, 1912

Type species: *Purpura scobina* Quoy and Gaimard, 1833 by original designation; Recent, New Zealand.

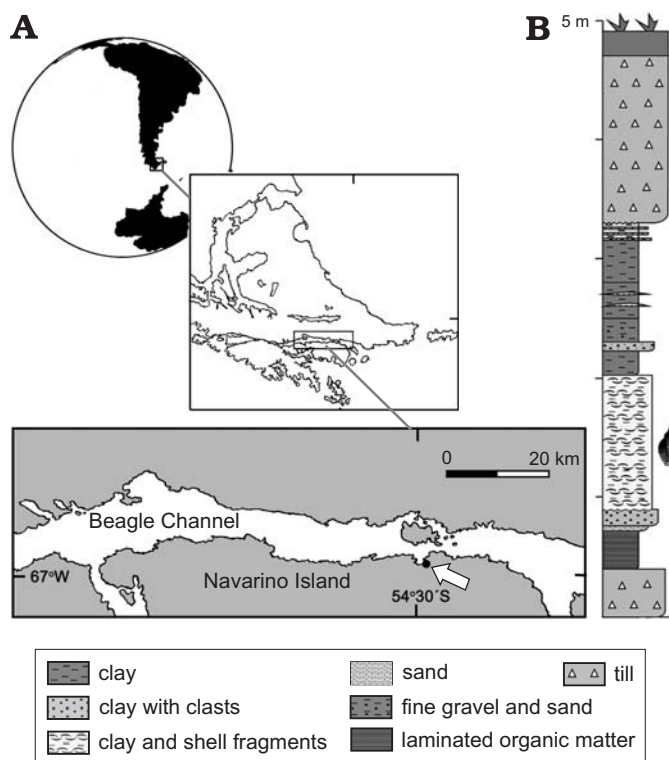


Fig. 1. A. Location map. Six specimens of *Lepsiella ukika* sp. nov. were recovered from a Pleistocene marine terrace (arrow) located on Navarino Island (Beagle Channel), in southern South America. B. The stratigraphic section containing calcareous shells was described in Gordillo et al. (2010).

Lepsiella ukika sp. nov.

Fig. 2A–C.

Etymology: Ukika is the name of the southernmost village of the world located close to the site, where we recovered the fossil shells. It is considered a historic town, where live the last descendants of the native people (Yagan, Yámana), who inhabited the Beagle Channel and Navarino Island.

Type material: Holotype: one complete specimen (CEGH-UNC 23917; Fig. 2A). Paratypes: two specimens (CEGH-UNC 23896, CEGH-UNC 23897; Fig. 2B, C).

Type locality: Marine terrace located at Caleta Pantalón, 10 km west of Puerto Williams, Navarino Island (Beagle Channel), Chile.

Type horizon: Pleistocene.

Material.—Six specimens including the figured material CEGH-UNC 23917, 23896–97. Two specimens were deposited under SGO.PI.6457–58. Specimens examined range from 13 mm to 20 mm in height.

Diagnosis.—Shell broadly fusiform with convex whorls and straight spire outline. Suture relatively deep. Last whorl axially lamellate, 13 spiral cords without nodes. Outer lip crenulated.

Description.—The protoconch is unknown, teleoconch whorls are convex. The last whorl is sculptured with 13 strong spiral ridges (cords) separated by deep grooves. Ridges are overridden by conspicuous, numerous, often lamellose axials, at regular intervals. There are no axial nodes, only dense growth lines.

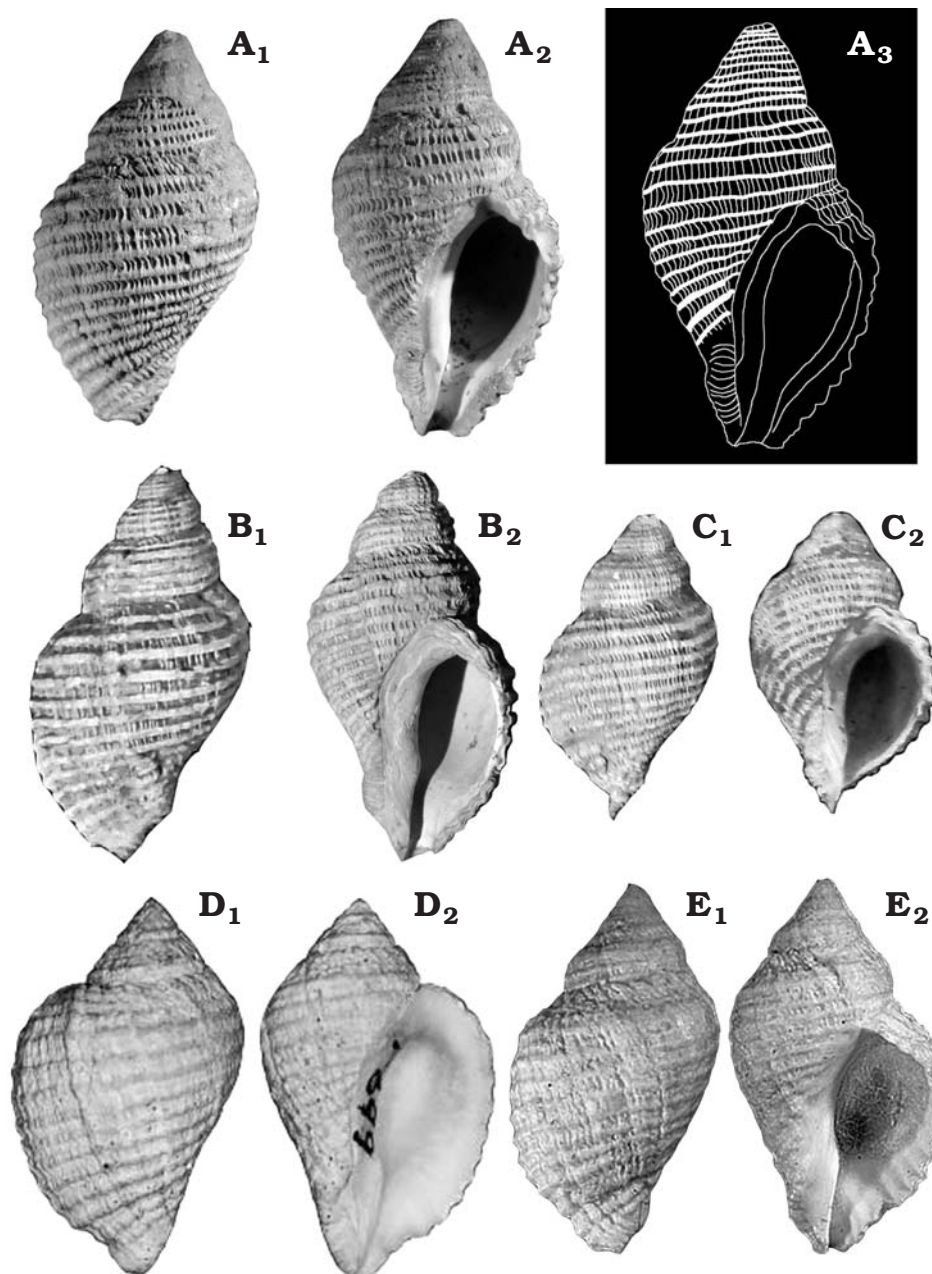


Fig. 2. Muricid gastropod *Lepsiella*. A–C. *Lepsiella ukika* sp. nov.; three of six recovered Pleistocene specimens, Marine terrace at Caleta Pantalón, Navarino Island, Chile. A. CEGH-UNC 23917, holotype, 17.5 mm height. B. CEGH-UNC 23896, paratype, 17.7 mm height. C. CEGH-UNC 23897, paratype, 19.85 mm height; the outer lip of this specimen is partially broken. D, E. *Lepsiella baileyana* (Tenison-Woods, 1881); modern specimens from south Australia. D. NMV F699, holotype, 29.7 mm height. E. Recent, 26 mm height. A₁–E₁ lateral views, A₂–E₂ apertural views, A₃ explanatory drawing.

Sculpture not imbricated. The outer lip is crenulated. The siphonal canal is short and moderately broad.

Remarks.—*Haustrum haustorium* is much more inflated than *Lepsiella ukika* nov. sp. and ribs are flattened with rather narrow grooves between them. The South American *Lepsiella ukika* sp. nov. has 13 spiral cords, while *Lepsiithais lacunosa* (Bruguière, 1789) has six to nine very broad ones. *Lepsiella scobina* (Quoy and Gaimard, 1833), *L. vinosa* (Lamarck, 1822) and *L. flindersi* (Adams and Angas, 1863) have node-bearing cords and rather adpressed subsutural ramps, while *Lepsiella ukika* shows no nodes and evenly convex whorls.

Lepsiella baileyana (Tenison-Woods, 1881) resembles the South American *Lepsiella ukika* sp. nov. because it is axially lamellate and has 10–15 spiral cords. However, it differs through its adpressed suture and its concave spire outline (straight in the South American species). The fossil species *Lepsiella maxima* Powell and Bartrum, 1929 from the New Zealand early to late Miocene and *L. intermedia* Powell and Bartrum, 1929 from the New Zealand early Miocene both have concave subsutural ramps (Powell and Bartrum 1929: figs. 97–102) while the South American *Lepsiella ukika* sp. nov. has evenly convex whorls.

When erecting *Haustrinae*, Tan (2003) included *Haustrum* Perry, 1811, *Lepsiithais* Finlay, 1928, *Lepsiella* Iredale, 1912, and *Bedeva* Iredale, 1924 in this subfamily. Beu (2004) subsequently placed *Lepsiella* and *Lepsiithais* in synonymy with *Haustrum*, arguing that the differences between them warrant only specific separation, but, on the other hand, removed *Bedeva* from this group. According to Beu (2004), *Haustrum* in this broader sense includes about ten species from New Zealand and Australia, spanning the time since the late Oligocene instead of being monospecific and appearing suddenly in the Holocene.

Regardless of these differing opinions, the specimens from Navarino Island belong in *Haustrinae* sensu Tan (2003) and most closely resemble *Lepsiella baileyana*, whether *Lepsiella* is a synonym of *Haustrum* or not. This may probably only be resolved when genetic data for all living species included in *Haustrum* by Beu (2004) as well as *Bedeva* are available for a phylogenetic study and we refrain from supporting one opinion against the other.

Undescribed early Miocene species of *Bedeva* from Chile were listed by Kiel and Nielsen (2010), but no formal treatment was provided. Beu and Maxwell (1990) reported *Bedeva* from the Pliocene of New Zealand without further discussing the genus. If the placement of Chilean species is correct and Beu's (2004) suggestion to remove *Bedeva* from this group is followed, *Bedeva* may have originated in South America or older fossils from New Zealand are not yet identified. However, considering the presence of *Haustrinae* sensu Tan (2003) at least since the Oligocene (Beu 2004), Miocene species in Chile suggest that this group possibly reached and colonized South America repeatedly, but never established a long-lasting lineage.

Geographic and stratigraphic range.—Only known from type locality on Navarino Island, likely representing MIS5.

Comments on muricid phylogeny

Phylogeny of living and fossil muricids has been investigated by several authors using traditional or alternative methods. Kool (1993) proposed a phylogeny of Rapaninae founded entirely on living members. It is based on a detailed investigation of shell microstructure, the protoconch, opercular characters, and internal anatomy of members of this group, but arguing that shell characters (other than those of microstructure and the protoconch) are too phenotypically plastic and susceptible to functional convergence, Kool (1993) excluded them from his cladistic analysis. In the same way, Tan (2003) performed a phylogenetic analysis of intertidal southern Australian and New Zealand species of muricid gastropods based principally on anatomical characters. More recent studies, incorporating DNA barcoding methods, offer alternative analytically powerful additions to traditional methods of classification of muricids (Barco et al. 2010; Zou et al. 2011).

However, taken alone, these studies on phylogeny of living muricids based mostly on non-preserved parts are difficult to apply to fossil shells. The applicability of shell characters in phylogenetic studies of Muricidae has been evaluated for Rapaninae by Vermeij and Carlson (2000) who concluded that the shell characters evolve faster (high resolution, low consistency) than anatomical features (high consistency, low resolution) and together, these two types of characters can complement each other in reconstructing phylogenetic hypotheses.

Concerning the problem of convergent shell morphology and plasticity discussed by Kool (1993), he referred it to environmental factors (e.g., wave action) strong enough to induce ecophenotypic variation and the existence of different morphs in the same species. Shell characters are, of course, subject to anagenetic influences and evolutionary convergence, but the same is true in principle for all other characters, including molecular ones (Vermeij and Carlson 2000).

Whatever is the source of phylogenetic information it is crucial to obtain unambiguous identification of biological entities prior to arguing on paleoenvironmental reconstructions (De Francesco 2007). Also the other aspects including, marine currents, dispersal strategies, geologic history and ecology of each species (or species group) should be evaluated in order to properly explain the pattern deciphered from fossil record.

Discussion

The fossil record of *Haustrinae* clearly indicates that this group has its ancestors in Australasia, where their representatives still live today (Fig. 3). This group of muricids is characterized by direct development (Tan 2003). Benthic invertebrates with non-planktonic larval phase have generally been expected to disperse over shorter distances than those with planktonic larval phase, unless the former develop some other efficient strategies for dispersal. Several studies of shallow benthic macrofauna have indicated that drifting by post-settlement juveniles or small adults is an important dispersal mechanism for many marine invertebrates irrespective of their larval development (Martel and Chia 1991; Helmuth et al. 1994; Cummings et al. 1995). Edgar (1987) and Bushing (1994), among other authors, showed that kelp drift with the wind and currents may disperse a large number of individuals from many taxa over relatively long distances. Furthermore, recent works (e.g., Sano et al. 2003, McCormick et al. 2008) showed that complex ecological interactions on floating algae may develop during extended journeys.

With regard to ecological interactions, the Australian *Lepsiella baileyana* is a small predatory gastropod with broad dietary habits including a variety of bivalve mollusks. It also lives in association with the abalone *Haliotis* on which it also feeds (Thomas and Day 1995). In addition, abalones are dependent upon macroalgae as their main source of nutrition and may be transported on drifting kelp (McCormick et

al. 2008). Also, in the Beagle Channel muricids were found alive among the rhizoids of *Macrocystis* holdfasts (Adami and Gordillo 1999) where they surely have access to their mollusk prey.

Thus, it is very plausible that muricid gastropods might have migrated by means of rafted kelp transported by surface currents and the incursion of *Lepsiella/Haustrum* into South America is best explained on the basis of dispersion by rafting via the Antarctic Circumpolar Current (ACC; Fig. 3). A rafting journey from Australasia to southern South America at 20 to 40 m/s (Hofmann 1985) would take approximately one year.

Beu et al. (1997) showed that migrations of mollusks via the ACC from South America to New Zealand might have occurred during the most extreme Pleistocene glaciations, when this current is displaced northward; and a large burst of dispersed genus-group taxa arrived in South America during the Late Oligocene–Early Miocene time, with virtually no further dispersal from New Zealand to South America. However, one possible exception appears to be the venerid bivalve *Tawera*, which presumably reached South America during the Quaternary (Gordillo 2006). Another example of Pleistocene transoceanic incursions of mollusks, in this case from South America to South Africa, is the muricid *Concholepas concholepas* living only in South America but recorded from Late Pleistocene coastal deposits in southern South West Africa–Namibia (Kensley 1985).

Recent genetic studies show increasing evidence that populations of organisms without planktonic larval stages can also be widely dispersed, and rafting is most frequently involved (Thiel and Gutow 2005a, b; Thiel and Haye 2006; Macaya 2010; Nikula et al. 2010). For example, using the DNA barcoding method Macaya (2010) provides strong evidence that gene flow along the Southern Ocean is occurring over ecological time scales, where rafting of detached reproductive *Macrocystis* kelp seems to be facilitated by the ACC connecting populations in the Southern Hemisphere. This author also provides evidence suggesting that kelp rafts act as an important dispersal mechanism in this species, thus giving important information to understand the factors shaping the evolution of the largest seaweed on earth. Concerning the associated fauna, Nikula et al. (2010) demonstrated that long-distance oceanic rafting explains the broad geographic distribution of two crustaceans across the subantarctic. Fraser et al. (2009), in a recent molecular study pointed out that giant seaweed *Durvillea* has extremely high dispersal potential as it is capable of rafting vast distances, concluding that *Durvillea* in southern Chile originated from source populations in New Zealand.

Moreover, channels and fjords in southern South America appear to act as an extensive retention zone of floating items like rafted kelp, which accumulated in the internal waters, due to different physical features such as local eddies, estuarine fronts or internal waves (Hinojosa et al. 2010, 2011). These authors pointed out that retention zones near the oceanic end of the channels may trap *Durvillea* rafts coming from coastal or distal oceanic sources.

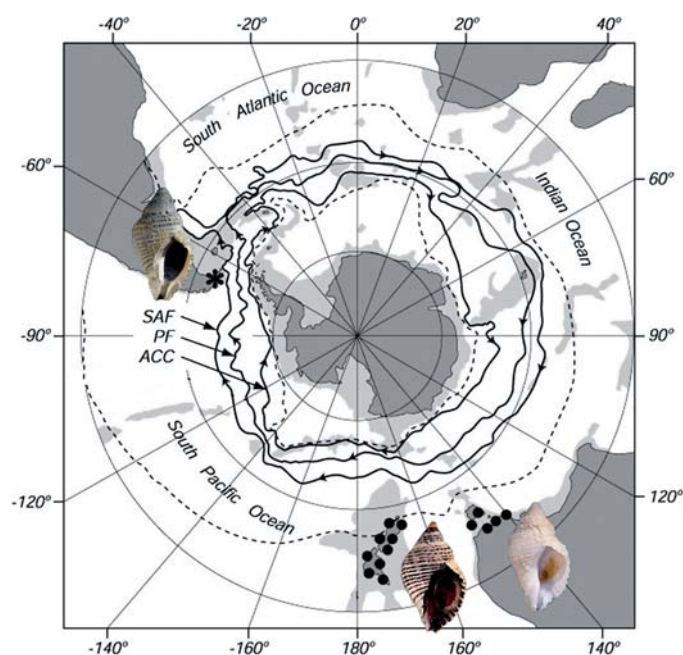


Fig. 3. Polar centric view of the subantarctic region showing the most plausible route of migration of the haustrin muricids from Australasia to southern South America. Previous records indicated by circles, new record is asterisked. Distribution of subantarctic (SAF) and polar fronts (PF) and associated Antarctic Circumpolar Current (ACC) after Orsi et al. (1995) and based on Whitworth (1988). Dashed lines indicate ACC boundary.

Based on these considerations we suggest that kelp rafting constitutes a means of transportation for muricid gastropods having better chance of extending their range or migrating from one region to another. Thus, these gastropods could travel this long distance among kelp holdfasts of *Macrocystis*, *Durvillea*, or other macroalgae.

During the Quaternary period, the southern tip of South America was affected by several glaciations which might have excluded much of the benthic marine fauna inhabiting this region, with the consequent interruption (more than once) of the connection between the Atlantic and the Pacific Oceans (see Gordillo 2009). On the other hand, these glaciations also shaped the receptive southern South American fjord region, which is discussed as a major feature to explain the high biodiversity of the region (Kiel and Nielsen 2010).

In this scenario, the Navarino records of *Lepsiella* probably belong to a derived (or a short lived pioneer) stock from an Australasian population. It is plausible that the arrival of this taxon into southern South America has taken place during a glacial period prior to the MIS4 to MIS2. The polar front might have been shifted northwards during glacial times (Fraser et al. 2009), and the shallower, more northern position of the ACC facilitated the circumpolar traverse of this taxon from Australasia to South America. Later, during the last interglacial (MIS5) at circa 125,000 years ago, this species remained in the Beagle Channel. At that time a rich fauna including foraminifers, ostracods and mollusks developed in this channel (see Gordillo et al. 2010). After that,

during the last glaciation, marine taxa living in this interior channel were separated and survived in marine refuges. Therefore, temperate taxa as *Lepsiella* disappeared during this period. When climatic conditions improved, most taxa reoccupied the ecological niches from marine refuges. The extinction of *Lepsiella* in the Beagle Channel could be perhaps related to the fact that this pioneer or derived population of *Lepsiella* was eliminated by competition. This assumption is based on that *Lepsiella* was found with numerous other predatory muricids which implies that these species were contemporaneous and therefore had to compete for food. Another possibility, more difficult to prove, would be a lack of suitable habitat, but it is plausible that as a result of sea-level fluctuations rocky shores at the intertidal level temporarily disappeared.

Based on three different arguments (shell morphology, water masses and oceanic circulation, and ecology) this work highlights the very interesting fact that the Australasian gastropod *Lepsiella* was able to migrate, potentially using kelp as raft, to the southern tip of South America. This alternative dispersal mechanism of non-planktonic taxa is also potentially applicable to other fossils having a disjunct distribution.

Acknowledgements

The staff of the Martín Gusinde regional museum in Puerto Williams assisted during the fieldwork. Cristian Aldea (Punta Arenas, Chile), Roland Houart (Institut royal des Sciences naturelles de Belgique, Bruxelles, Belgium), and Silvard Kool (Cape Cod, Massachusetts, USA) gave useful comments on muricids that helped during our research. José Coltro (São Paulo, Brazil) provided illustrations of Recent Australian specimens. Thanks are extended to Alan G. Beu (GNS Science, Lower Hutt, New Zealand) and Anton Oleinik (Florida Atlantic University, Boca Raton, USA) for comments and suggestions as referees. This paper is a contribution of project INACH G05-11. SG thanks to Aaron Swartz, a strong defender of open access, who died in the fight for freedom of information.

References

- Adami, M. and Gordillo, S. 1999. Structure and dynamics of the biota associated with *Macrocystis pyrifera* (Phaeophyta) from the Beagle Channel, Tierra del Fuego. *Scientia Marina* 63 (Supplement 1): 183–191.
- Aldea, C. and Troncoso, J.S. 2010. Remarks on the genus *Trophon* (s.l.) Montfort, 1810 (Mollusca: Gastropoda: Muricidae) in the southern ocean and adjacent waters. *Thalassas* 26: 47–73.
- Barco, A., Claremont, M., Reid, D.G., Houart, R., Bouchet, P., Williams, S.T., Cruaud, C., Couloux, A., and Oliverio, M. 2010. A molecular phylogenetic framework for the Muricidae, a diverse family of carnivorous gastropods. *Molecular and Phylogenetic Evolution* 56: 1025–1039.
- Beu, A.G. 2004. Marine Mollusca of oxygen isotope stages of the last 2 million years in New Zealand. Part 1: Revised generic positions and recognition of warm-water and cool-water migrants. *Journal of the Royal Society of New Zealand* 34: 111–260.
- Beu, A.G. and Maxwell, P.A. 1990. Cenozoic Mollusca of New Zealand. *New Zealand Geological Survey Paleontological Bulletin* 58: 1–518.
- Beu, A.G., Griffin, M., and Maxwell, P.A. 1997. Opening of Drake Passage gateway and Late Miocene to Pleistocene cooling reflected in Southern Ocean molluscan dispersal: evidence from New Zealand and Argentina. *Tectonophysics* 281: 83–97.
- Bushing, W.W. 1994. Biogeographic and ecological implications of kelp rafting as a dispersal vector for marine invertebrates. In: W. Halvorson and G. Maender (eds.), *Proceedings of the Fourth California Islands Symposium: Update on the Status of Resources, March 22–25*, 103–110. Santa Barbara Museum of Natural History, Santa Barbara.
- Cummings, V.J., Pridmore, R.D., Thrush, S.F., and Hewitt, J.E. 1995. Post-settlement movement by intertidal benthic macroinvertebrates: do common New Zealand species drift in the water column? *New Zealand Journal of Marine and Freshwater Research* 29: 59–67.
- Dell, R.K. 1971. The marine Mollusca of the Royal Society Expedition to Southern Chile, 1958–1959. *Records of the Dominion Museum* 7: 155–233.
- De Francesco, C. 2007. Las limitaciones a la identificación de especies de Helobia Stimpson, 1865 (Gastropoda: Rissooidea) en el registro fósil del Cuaternario tardío y sus implicancias paleoambientales. *Ameghiniana* 44: 631–635.
- DeVries, T.J. 2003. *Acantina* Fischer von Waldheim, 1807 (Gastropoda: Muricidae), an oebriine genus endemic to South America. *The Veliger* 46: 332–350.
- Edgar, G.J. 1987. Dispersal of faunal and floral propagules associated with drifting *Macrocystis pyrifera* plants. *Marine Biology* 95: 599–610.
- Fraser, C.I., Nikula, R., Spencer, H.G., and Waters, J.M. 2009. Kelp genes reveal effects of subantarctic sea ice during the Last Glacial Maximum. *Proceedings of the National Academy of Science of the United States of America* 106: 3249–3253.
- Gordillo, S. 1999. Holocene molluscan assemblages in the Magellan Region. *Scientia Marina* 63 (Supplement 1): 15–22.
- Gordillo, S. 2006. The presence of *Tawera gayi* (Hupé in Gay, 1854) (Veneridae, Bivalvia) in southern South America: Did *Tawera* achieve a Late Cenozoic circumpolar traverse? *Palaeogeography, Palaeoclimatology, Palaeoecology* 240: 587–601.
- Gordillo, S. 2009. Quaternary marine mollusks in Tierra del Fuego: insights from integrated taphonomic and paleoecologic analysis of shell assemblages in raised beaches. *Anales Instituto Patagonia (Chile)* 37 (2): 5–16.
- Gordillo, S., Cusiminsky, G., Bernasconi, E., Ponce, J.F., Rabassa, J.O., and Pino, M. 2010. Pleistocene marine calcareous macro-and-microfossils of Navarino Island (Chile) as environmental proxies during the last interglacial in southern South America. *Quaternary International* 221: 159–174.
- Helmuth, B., Veit, R.R., and Holberton, R. 1994. Long distance dispersal of subantarctic brooding bivalve (*Gaimardia trapesina*) by kelp rafting. *Marine Biology* 120: 421–426.
- Hinojosa, I.A., Pizarro, M., Ramos, M., and Thiel, M. 2010. Spatial and temporal distribution of floating kelp in the channels and fjords of southern Chile. *Estuarine, Coastal and Shelf Science* 87: 367–377.
- Hinojosa, I.A., Rivadeneira, M.M., and Thiel, M. 2011. Temporal and spatial distribution of floating objects in coastal waters of central-southern Chile and Patagonia. *Continental Shelf Research* 31: 172–186.
- Hofmann, E.E. 1985. The large-scale horizontal structure of the Antarctic Circumpolar Current from FGGE drifters. *Journal of Geophysical Research* 90: 7087–7097.
- Kaplan, M.R., Fogwill, C.J., Sugden, D.E., Hulton, N.R.J., Kubik, P.W., and Freeman, S.P.H.T. 2008. Southern Patagonian glacial chronology for the Last Glacial period and implications for Southern Ocean climate. *Quaternary Science Reviews* 27: 284–294.
- Kensley, B. 1985. The fossil occurrence in southern Africa of the South American intertidal mollusk *Concholepas concholepas*. *Annals of the South African Museum* 97: 1–7.
- Kiel, S. and Nielsen, S.N. 2010. Quaternary origin of the inverse latitudinal diversity gradient among southern Chilean mollusks. *Geology* 38: 955–958.
- Kool, S. 1993. Phylogenetic analysis of the Rapaninae (Neogastropoda: Muricidae). *Malacologia* 35: 155–259.
- Linse, K. 1999. Abundance and Diversity of Mollusca in the Beagle Chan-

- nel. In: Magellan-Antarctic. Ecosystems that drifted apart (Arntz, W.E. and C. Rios). *Scientia Marina* 63 (Supplement 1): 391–397.
- Lomovasky, B.J., Brey, T., and Morriconi, E. 2005. Population dynamics of the venerid bivalve *Tawera gayi* (Hupé, 1854) in the Ushuaia Bay, Beagle Channel. *Journal of Applied Ichthyology* 21: 64–69.
- Macaya, E. 2010. *Phylogeny, Connectivity and Dispersal Patterns of the Giant Kelp Macrocystis (Phaeophyceae)*. 176 pp. Unpublished Ph.D. thesis, Victoria University of Wellington, Wellington.
- Martel, A. and Chia, F.S. 1991. Drifting and dispersal of small bivalves and gastropods with direct development. *Journal of Experimental Marine Biology and Ecology* 150: 131–147.
- McCormick, T.B., Buckley, L.M., Brogan, J., and Perry, L.M. 2008. Drift macroalgae as a potential dispersal mechanism for the white abalone *Haliotis sorenseni*. *Marine Ecology Progress Series* 362: 225–232.
- McCulloch, R.D., Fogwill, C.J., Surgen, D.E., Bentley, M.J., and Kubik, P.W. 2005. Chronology of the last glaciation in central Strait of Magellan and Bahía Inútil, southernmost South America. *Geografiska Annaler* 87A: 289–312.
- Nikula, R., Fraser, C.I., Spencer, H.G., and Waters, J.M. 2010. Circumpolar dispersal by rafting in two subantarctic kelp-dwelling crustaceans. *Marine Ecology Progress Series* 405: 221–230.
- Orsi, A.H., Whitworth III, T., and Nowlin Jr., W.D. 1995. On the meridional extent and fronts of the Antarctic Circumpolar Current. *Deep-Sea Research Part I* 42: 641–673.
- Pastorino, G. 2002. Systematics and phylogeny of the genus *Trophon* Montfort, 1810 (Gastropoda: Muricidae) from Patagonia and Antarctica: morphological patterns. *Bollettino Malacologico* 38: 127–134.
- Pastorino, G. 2005. A revision of the genus *Trophon* Montfort, 1810 (Gastropoda: Muricidae) from southern South America. *The Nautilus* 119: 55–82.
- Pastorino, G. and Harasewych, M.G. 2000. A revision of the Patagonian genus *Xymenopsis* Powell, 1951 (Gastropoda: Muricidae). *The Nautilus* 114: 38–58.
- Powell, A.W.B. and Bartrum, J.A. 1929. The Tertiary (Waitematan) molluscan fauna of Oneroa, Waiheke Island. *Transactions of the Royal Society of New Zealand* 60: 395–447.
- Rabassa, J. 2008. Late Cenozoic glaciations in Patagonia and Tierra del Fuego. In: J. Rabassa (ed.), *The Late Cenozoic of Patagonia and Tierra del Fuego. Developments in Quaternary Science* 11: 151–204.
- Rabassa, J.O., Coronato, A., Bujalesky, G., Salemme, M., Roig, C., Meglioli, A., Heusser, C., Gordillo, S., Roig, F., Borromei, A., and Quattrocchio, M. 2000. Quaternary of Tierra del Fuego, Southernmost South America: an updated review. *Quaternary International* 68–71: 217–240.
- Rabassa, J., Gordillo, S., Ocampo, C., and Rivas Hurtado, P. 2008. The southernmost evidence for an interglacial transgression (Sangamon?) in South America. First record of upraised Pleistocene marine deposits in Isla Navarino (Beagle Channel, Southern Chile). *Geologica Acta* 6: 251–258.
- Sano, M., Omori, M., and Taniguchi, K. 2003. Predator-prey systems of drifting seaweed communities off the Tohoku coast, northern Japan, as determined by feeding habit analysis of phytal animals. *Fish Science* 69: 260–268.
- Tan, K.S. 2003. Phylogenetic analysis and taxonomy of some southern Australian and New Zealand Muricidae (Mollusca: Neogastropoda). *Journal of Natural History* 37: 911–1028.
- Thiel, M. and Gutow, L. 2005a. The ecology of rafting in the marine environment. I. The floating substrata. *Oceanography and Marine Biology: an Annual Review* 42: 181–264.
- Thiel, M. and Gutow, L. 2005b. The ecology of rafting in the marine environment. II. The rafting organisms and community. *Oceanography and Marine Biology: an Annual Review* 43: 279–418.
- Thiel, M. and Haye, P.A. 2006. The ecology of rafting in the marine environment. III. Biogeographical and evolutionary consequences. *Oceanography and Marine Biology: an Annual Review* 44: 323–429.
- Thomas, M. and Day, R.W. 1995. Site selection by a small drilling predator: Why does the gastropod *Haustrum baileyana* drill over muscle tissue of the abalone *Haliotis rubra*? *Marine and Freshwater Research* 46: 647–655.
- Vermeij, G.J. and Carlson, S.J. 2000. The muricid gastropod subfamily Rapaninae: phylogeny and ecological history. *Paleobiology* 26: 19–46.
- Whitworth III, T. 1988. The Antarctic Circumpolar Current. *Oceanus* 31: 55.
- Zou, S., Li, Q., and Kong, L. 2011. Multigene barcoding and phylogeny of geographically widespread muricids (Gastropoda: Neogastropoda) along the coast of China. *Marine Biotechnology (NY)* 14 (1): 21–34.