

Mating Experience and Food Deprivation Modulate Odor Preference and Dispersal in *Drosophila melanogaster* Males

Authors: Wang, Shu-Ping, Guo, Wei-Yan, Muhammad, Shahid Arain, Chen, Rui-Rui, Mu, Li-Li, et al.

Source: Journal of Insect Science, 14(131) : 1-14

Published By: Entomological Society of America

URL: <https://doi.org/10.1673/031.014.131>

BioOne Complete (complete.BioOne.org) is a full-text database of 200 subscribed and open-access titles in the biological, ecological, and environmental sciences published by nonprofit societies, associations, museums, institutions, and presses.

Your use of this PDF, the BioOne Complete website, and all posted and associated content indicates your acceptance of BioOne's Terms of Use, available at www.bioone.org/terms-of-use.

Usage of BioOne Complete content is strictly limited to personal, educational, and non - commercial use. Commercial inquiries or rights and permissions requests should be directed to the individual publisher as copyright holder.

BioOne sees sustainable scholarly publishing as an inherently collaborative enterprise connecting authors, nonprofit publishers, academic institutions, research libraries, and research funders in the common goal of maximizing access to critical research.



Mating experience and food deprivation modulate odor preference and dispersal in *Drosophila melanogaster* males

Shu-Ping Wang, Wei-Yan Guo, Shahid Arain Muhammad, Rui-Rui Chen, Li-Li Mu, Guo-Qing Li^{a*}

Education Ministry Key Laboratory of Integrated Management of Crop Diseases and Pests, College of Plant Protection, Nanjing Agricultural University, Nanjing 210095, China

Abstract

Rotting fruits offer all of the known resources required for the livelihood of *Drosophila melanogaster* Meigen (Diptera: Drosophilidae). During fruit fermentation, carbohydrates and proteins are decomposed to produce volatile alcohols and amines, respectively. It is hypothesized that *D. melanogaster* adults can detect these chemical cues at a distance to identify and locate the decaying fruits. In the present paper, we compared the olfactory responses and movement of male flies varying in mating status and nutritional state to methanol, ethanol, and ammonia sources using a glass Y-tube olfactometer. In general, ethanol vapor at low to moderate concentrations repelled more hungry mated males than satiated ones. In contrast, methanol showed little difference in the attractiveness to males at different nutritional states and mating status. Moreover, ammonia attracted more hungry mated males. The attractiveness increased almost linearly with ammonia concentration from lowest to highest. When ammonia and artificial diet were put together in the odor arm, the responses of male flies to mixed odor mimicked the response to ammonia. Furthermore, odorant concentration, mating status, and nutritional state affected the flies' dispersal. Mated and starved males dispersed at a higher rate than virgin and satiated ones. Thus, our results showed that starved, mated males increased dispersal and preferred ammonia that originated from protein.

Keywords: starvation, odorant, orientation

Correspondence: ^a ligq@njau.edu.cn, *Corresponding author

Editor: Oliver Martin was editor of this paper.

Received: 27 August 2012 **Accepted:** 19 January 2013 **Published:** 1 October 2014

Copyright: This is an open access paper. We use the Creative Commons Attribution 3.0 license that permits unrestricted use, provided that the paper is properly attributed.

ISSN: 1536-2442 | Vol. 14, Number 131

Cite this paper as:

Wang SP, Guo WY, Muhammad SA, Chen RR, Mu LL, Li GQ. 2014. Mating experience and food deprivation modulate odor preference and dispersal in *Drosophila melanogaster* males. *Journal of Insect Science* 14(131). Available online: <http://www.insectscience.org/14.131>

Introduction

In *Drosophila melanogaster* Meigen (Diptera: Drosophilidae), mating induces the female's oogenesis and vitellogenesis and stimulates ovulation and egg deposition. During the first day after mating, a female lays up to 80 eggs. Consequently, mated females require large quantities of macronutrients, especially amino acids. In order to meet the nutritional needs, the mated females dramatically modify their physiology and behavior (Ribeiro and Dickson 2010; Vargas et al. 2010). These modifications include increased dispersal of females when food is unavailable (Simon et al. 2011), an increase in food intake (Carvalho et al. 2006), preferential shift toward a high-protein diet (Ribeiro and Dickson 2010; Vargas et al. 2010), and a higher level of general activity (Isaac et al. 2010). These physiological and behavioral shifts can be enhanced by starvation (Ribeiro and Dickson 2010; Vargas et al. 2010).

In males, the seminal fluid content in the reproductive tract declines to a low level after mating (Duportets et al. 1998; Reinhardt et al. 2011). In some insect species, such as *Acanthopplus discoidalis* (Bateman and Ferguson 2004), *Agrotis ipsilon* (Barrozo et al. 2010a, b), *Ephippiger ephippiger* (Ritchie et al. 1998), *Euborellia annulipes* (Rankin et al. 2009), *Gryllus bimaculatus* (Ureshi and Sakai 2001), and *Spalangia endius* (King et al. 2005; Fischer and King 2008), there is a refractory postejaculatory interval following copulation. This interval allows newly mated males to “wait” and eventually feed to replenish their reproductive tracts. In *D. melanogaster*, five copulations in rapid succession lead to a depletion of seminal fluids (Lefevre Jr. and Jonsson 1962; Linklater et al. 2007). Moreover, the accessory glands show a post-mating increase in gene expression

(Herndon et al. 1997), and the production of seminal fluid is upregulated before an anticipated high mating rate (Fedorka et al. 2011). Therefore, it is reasonably hypothesized that newly mated *D. melanogaster* males prefer high-protein food in order to obtain enough amino acids to rapidly synergize seminal fluid proteins to refill their reproductive tract. However, the hypothesis remains to be confirmed.

D. melanogaster male flies mainly rely on odors to find food (Smith 2007). Moreover, mating status (virgin or mated) and nutritional state (starved or satiated) may modify olfactory responses of the males (Becher et al. 2010; Simon et al. 2011). During fruit fermentation, carbohydrates are decomposed to produce some alcohol, aldehyde, ketone, acid, and ester volatiles (Pfeiler and Markow 2003; Forbes 2008), whereas the breakdown of proteins generates some volatile nitrogenous compounds such as amines (Dent et al. 2004). On *D. melanogaster* antennae, three types of olfactory sensory hairs (basiconic, trichoid, and coeloconic) have been found (Benton et al. 2009). Of the three types of sensilla, basiconic and trichoid sensilla are generally broadly tuned to many alcohols and esters, whereas coeloconic sensilla are narrowly tuned to amines and acids (Silbering et al. 2011). The distinct olfactory properties of the sensilla indicate that both alcohols and amines may be important chemical cues for the flies to assess nutritional quality of the rotting fruits.

It has also been reported that starvation enhances *D. melanogaster* dispersal (Simon et al. 2011; Isaac et al. 2010). For example, headspace volatiles from vinegar stimulated upwind flight attraction in 62% of starved flies during a 15 min experimental period, but

only attracted less than 20% of satiated flies (Becher et al. 2010).

Accordingly, we hypothesize that mated *D. melanogaster* males are more likely than virgin males to disperse and orient to amine sources rather than to alcohol in order to obtain high-protein food. Moreover, the likelihood should be enhanced by starvation. Here, we selected two alcohols (methanol and ethanol) and an amine (ammonia) and compared the differences in the olfactory responses and movements between mated and virgin and starved and satiated male flies using a glass Y-tube olfactometer.

Materials and Methods

The flies

The *D. melanogaster* flies used in this study were Canton-S strain. The flies were raised on conventional cornmeal/sucrose/agar artificial diet (cornmeal 5%, sucrose 10.5%, yeast 2% and agar 0.7%) under controlled temperature ($25 \pm 1^\circ\text{C}$), photoperiod (12:12 L:D), and humidity ($\approx 50\%$ RH). The methods for culturing flies and the cooking recipe were according to a method described by the Bloomington *Drosophila* Stock Center at Indiana University (<http://flystocks.bio.indiana.edu>). Pupae were sexed on the basis of presence/absence of male sex combs (Zhong et al. 2010).

Animal handling

Unless otherwise noted, we housed 30 newly emerged flies in a rearing vial (3 cm in diameter and 12 cm in height) containing a $0.5 \times 0.5 \times 0.5$ cm block of standard cornmeal-sucrose-yeast agar diet for a period of three days.

In order to compare mated and virgin flies of a similar age and rearing condition, we collected virgins less than 6 hr post-eclosion and divided the collected individuals into two

groups: 30 males per vial, and a mixture of 15 males and 15 females per vial. To keep housing densities equivalent, three days later we combined vials containing the mixture of 15 males and 15 females (providing ample time for them to mate) and then sorted them by sex into two new vials. Both the virgin and mated males were separated into two groups: the first was transferred into new vials with the artificial diet, and the second was housed in vials containing only agar in order to deprive the flies of food but not water. The following day, we tested these virgin and mated males. To facilitate counting and sorting, we anesthetized the flies in rearing vials with a pulse of CO_2 .

Chemicals and preparation of test solutions

Methanol and ethanol were purchased from Nanjing Chemical Reagent Co., Ltd., China. Ammonium bicarbonate (NH_4HCO_3) was acquired from Shanghai Sangon Biological Engineering Technology and Services Co., Ltd., China. All chemicals were analytical grade. These three chemicals were individually dissolved and diluted with distilled water to obtain seven to nine solutions, with final concentrations (wt./vol.) of 0.25%, 0.5%, 1.0%, 2.0%, 4.0%, 8.0%, 16.0%, 32.0%, and 64.0% for methanol and ethanol, and 0.25%, 0.5%, 1.0%, 2.0%, 4.0%, 8.0%, and 16.0% for ammonium bicarbonate.

Bioassay

To assay the behavioral response of males to the rotting fruit-borne volatile odorants methanol, ethanol, and ammonia, a glass Y-tube olfactometer similar to that reported by Fuyama (1976, 1978) was used. The olfactometer consisted of two major parts: a starting tube 22 cm long and 3.6 cm inside diameter, and two choice arms 18 cm long and 3.6 cm inside diameter. The Y-tube olfactometer was placed horizontally in a dark room at

25°C and covered with black cloth in order to avoid any visual stimuli.

An outline of the air delivery system is as follows: air from outside is compressed with a gas compressor and cleaned by flowing through an active charcoal column; then the flow rate is regulated using a flowmeter and a needle valve to provide 20 L/hr airflow. Thereafter, the airflow is bubbled into a 300 mL gas washing bottle containing 100 mL of distilled water to attain a constant vapor pressure and is divided by a Y-connector and led into two choice tubes. All parts of the air delivery system consist of glass and Teflon tube.

Just before the bioassay, an aliquot of 100 µL of test solution (treatment) or distilled water (control) was applied to a piece of filter paper (1 cm in diameter). Immediately after application, a pair of filter papers (a treatment and a control) were respectively inserted into one of the two choice arms of the Y-tube olfactometer to supply odor or as a control. In order to mimic natural odorants, we also put ammonia-treated paper and 1 gram of artificial diet in the same odor arm of the Y-tube olfactometer. The allocation of odor and control arm was changed from experiment to experiment to eliminate possible right-left bias.

Y-tube olfactometer tests were carried out with a single individual in some species (Steiner and Ruther 2009; Louly et al. 2010), but with a group of individuals in other species (Fuyama 1976, 1978; Lefèvre et al. 2010). Our preliminary tests showed that the test results were similar no matter whether a single male or a group of males was used. To simplify the experiment, 30 male flies were introduced into the starting tube in each test, and then the gas compressor was opened to allow airflow into the olfactometer. The flies were allowed to run and fly freely for 30 min.

At the end of the free period, the number of flies in each choice tube and in the starting tube was counted. After each run, the flies were discarded and the olfactometer was washed with distilled water and dried in open air in order to eliminate the interference of residue odors. All tests were replicated five times, with completely naïve flies used for each test and each replicate. The mean of five independent groups of each concentration was used to assess the response of flies to the three odorants.

The response was evaluated by an index designated as “preference index” (PI), calculated as follows: $PI = (\text{number of flies which entered the odor arm} - \text{number of flies which entered the control arm}) / (\text{number of flies which entered the odor arm} + \text{number of flies which entered the control arm})$. The index theoretically varies between -1 (extreme repellency) and +1 (extreme attractiveness).

Moreover, it has been reported that the number of unresponsive flies (which remain in the starting tube at the end of the experiments) reveals movement differences to different odor sources (Fuyama 1976). In the present paper, therefore, the number of unresponsive flies was used to compare dispersal behavior of males.

Statistical analysis

The data were given as mean \pm SE and were analyzed by ANOVA followed by the Tukey–Kramer test, using SPSS 16.0 for Windows (IBM, www.ibm.com).

Results

Responses to odorants

When the results of the same odorant were pooled, the preference indices of males to ethanol, methanol, and ammonia did not exhibit

Table 1. ANOVAs for the preference indices of *D. melanogaster* male flies to three chemical odorants.

Source	Ethanol			Methanol			Ammonia (alone)			Ammonia+diet		
	d.f.	F	P	d.f.	F	P	d.f.	F	P	d.f.	F	P
Concentration (a)	8	3.02	<0.01	8	4.22	<0.01	6	6.52	<0.01	6	6.12	<0.01
Mating status (b)	1	5.34	<0.01	1	6.74	<0.01	1	5.44	<0.01	1	5.77	<0.05
Nutritional state (c)	1	13.74	<0.01	1	12.38	<0.01	1	11.45	<0.05	1	10.48	<0.05
a×b	8	1.75	NS	8	1.48	NS	6	1.87	NS	6	1.45	NS
a×c	8	1.47	NS	8	1.21	NS	6	1.85	NS	6	1.87	NS
c×b	1	3.72	NS	1	3.58	NS	1	3.21	NS	1	3.77	NS
a×b×c	8	1.81	NS	8	1.74	NS	6	1.43	NS	6	1.43	NS
Error	144			144			112			112		
Total	179			179			139			139		

Above statistical computations were performed by the program SPSS 16.0 for Windows. See text for further details. NS = not significant.

significant differences ($P > 0.05$, one-way ANOVA). Therefore, ANOVA analyses were performed for each odorant (Table 1). Statistically significant differences were found among tested concentrations, between mated and unmated flies, and between nutritional states. The interactions between concentration and mating status, concentration and nutritional state, mating status and nutritional state, and among concentration, mating status, and nutritional state were not statistically significant (Tables 1).

Responses to alcohol odors

As seen in Figures 1 and 2, the adult males showed a typical hormetic response to the two alcohols, i.e., a nonlinear biphasic dose–response relationship characterized by small quantities having opposite effects from large quantities (Calabrese and Baldwin 2003). For ethanol, the preference indices increased gradually with concentration from an approximate threshold of 0.25% (-2 in log scale; hereafter the log-scale concentration will be shown in parentheses after the percentage) to maximum responses at 2% (1) or 4% (2), after which they abruptly decreased toward repulsion; the highest repulsion was shown at the concentration of 64% (6) or 0.25% (-2). For methanol, the preference indices rose gradually from the concentration of 0.25% (-2) to maximum responses at 2% (1) or 8% (3), after

tiveness of the two alcohols (Table 1). In general, ethanol vapor at low and middle concentrations repelled more hungry mated males than satiated ones. In contrast, methanol showed little difference in the attraction of males at different nutritional states and mating status (Figures 1 and 2).

Responses to ammonia odor

Satiated males showed a typical hormetic response to ammonia. The preference indices increased with concentration from 0.25% (-2) to maximum response at 0.5% (-1), after which they lowered toward repulsion; the highest repulsion was found at the concentration of 16% (4). At all the tested concentrations, virgin males exhibited higher preferences than mated ones (Figure 3B).

Food deprivation changed response pattern to ammonia (Table 1). For mated males, the preference indices rose almost linearly with concentration from the lowest to the highest, with maximum responses seen at 16% (4). For virgin males, the preference indices dropped when the concentration increased. Moreover, ammonia was attractive to hungry mated males and repellent to starved virgin ones at the concentrations of 2%, 4%, 8%, and 16% (Figure 3A).

which they dropped toward repulsion; the highest repulsion was seen at the concentration of 64% (6) or 0.25% (-2) (Figures 1 and 2).

Mating status and food deprivation affected the attrac-

Table 2. The numbers of unresponsive *D. melanogaster* male flies to three chemical odorants at different concentrations.

Odor	Adult Male	Concentration (%)									Mean ¹
		0.25	0.5	1	2	4	8	16	32	64	
Ethanol	Virgin, starved	10.2 ± 1.0	10.3 ± 0.9	10.8 ± 0.9	9.7 ± 1.0	5.5 ± 0.5	9.3 ± 0.9	8.8 ± 0.7	7.5 ± 0.7	6.1 ± 0.7	8.5 ± 0.4 a
	Mated, starved	8.5 ± 0.9	7.0 ± 0.7	8.4 ± 0.7	8.2 ± 0.8	3.8 ± 0.4	7.6 ± 0.8	6.6 ± 0.7	4.3 ± 0.4	7.6 ± 0.6	
	Virgin, satiated	11.9 ± 1.2	7.9 ± 0.8	9.1 ± 0.9	9.4 ± 1.0	12.0 ± 1.2	11.8 ± 1.1	14.9 ± 1.5	12.5 ± 1.3	9.2 ± 0.9	
	Mated, satiated	3.0 ± 0.4	8.5 ± 0.9	7.6 ± 0.7	6.4 ± 0.6	7.0 ± 0.7	9.8 ± 0.9	6.8 ± 0.7	11.7 ± 1.2	7.1 ± 0.6	
	Mean ²	8.4 ± 1.2 ab	8.4 ± 0.4 ab	9.0 ± 0.5 a	8.4 ± 0.6 ab	7.1 ± 1.0 b	9.6 ± 0.5 a	9.3 ± 1.1 a	9.0 ± 1.2 a	7.5 ± 0.4 b	-
Methanol	Virgin, starved	8.9 ± 0.9	11.3 ± 1.2	9.9 ± 1.1	11.7 ± 1.2	14.0 ± 1.2	17.8 ± 1.8	14.9 ± 1.5	10.0 ± 0.9	5.3 ± 0.4	9.5 ± 0.5 a
	Mated, starved	10.6 ± 1.1	9.6 ± 0.9	9.3 ± 1.0	11.0 ± 1.0	8.2 ± 0.8	9.5 ± 1.0	3.2 ± 0.3	6.7 ± 0.7	5.2 ± 0.4	
	Virgin, satiated	8.8 ± 0.9	8.0 ± 0.8	11.0 ± 1.1	13.7 ± 1.3	10.3 ± 1.0	8.8 ± 0.8	15.6 ± 1.6	11.3 ± 1.1	9.2 ± 0.9	
	Mated, satiated	7.3 ± 0.7	6.4 ± 0.5	7.3 ± 0.7	9.0 ± 0.9	7.2 ± 0.7	7.5 ± 0.8	8.9 ± 0.9	8.3 ± 0.8	6.2 ± 0.6	
	Mean ²	8.9 ± 0.4 a	8.8 ± 0.7 a	9.4 ± 0.5 a	11.3 ± 0.6 a	9.9 ± 0.9 a	10.9 ± 1.4 a	10.7 ± 1.8 a	9.1 ± 0.6 a	6.5 ± 0.5 b	-
Ammonia ³	Virgin, starved	9.6 ± 0.9	9.5 ± 0.9	10.1 ± 1.1	7.9 ± 0.8	7.3 ± 0.7	9.2 ± 0.9	8.1 ± 0.8	-	-	9.1 ± 0.5 a
	Mated, starved	8.1 ± 0.7	7.4 ± 0.8	7.4 ± 0.5	7.4 ± 0.8	6.2 ± 0.6	8.3 ± 0.8	7.0 ± 0.7	-	-	
	Virgin, satiated	14.4 ± 1.4	15.0 ± 1.5	13.7 ± 1.4	12.3 ± 1.2	10.3 ± 1.0	10.7 ± 1.1	8.7 ± 0.8	-	-	
	Mated, satiated	7.1 ± 0.7	12.5 ± 1.3	6.7 ± 0.7	9.6 ± 1.0	7.2 ± 0.6	6.1 ± 0.6	6.6 ± 0.7	-	-	
	Mean ²	9.8 ± 1.0 a	11.1 ± 1.0 a	9.5 ± 0.9 a	9.3 ± 0.7 a	7.8 ± 0.5 b	8.6 ± 0.6 ab	7.6 ± 0.4 b	-	-	-
Ammonia ⁴	Virgin, starved	7.5 ± 0.6	7.4 ± 0.7	8.4 ± 1.0	6.1 ± 0.7	6.2 ± 0.4	8.2 ± 0.7	6.5 ± 0.6	-	-	7.5 ± 0.7 a
	Mated, starved	6.2 ± 0.5	5.6 ± 0.5	6.7 ± 0.6	5.1 ± 0.6	4.2 ± 0.5	6.8 ± 0.7	5.1 ± 0.5	-	-	
	Virgin, satiated	13.1 ± 0.9	12.8 ± 1.1	12.1 ± 1.2	10.4 ± 1.1	8.7 ± 1.0	8.9 ± 1.0	6.4 ± 0.7	-	-	
	Mated, satiated	6.3 ± 0.5	10.4 ± 0.9	5.8 ± 0.6	7.7 ± 1.0	6.7 ± 0.5	5.4 ± 0.7	4.6 ± 0.5	-	-	
	Mean ²	8.3 ± 0.9 a	9.1 ± 1.2 a	8.3 ± 0.8 a	7.3 ± 0.8 ab	6.4 ± 0.6 b	7.3 ± 0.7 ab	5.7 ± 0.5 b	-	-	-

The data were given as means ± SE. 1 are the average numbers of unresponsive flies to ethanol, methanol, or ammonia, respectively, at all tested concentrations. 2 are the average number of unresponsive flies to ethanol, methanol, or ammonia, respectively, at each of the tested concentrations. 3 and 4 mean ammonia used alone or combined with diet. The data were subjected to one-way ANOVA followed by the Tukey–Kramer test. Means followed by the same letter (a and b) are not significantly different at $P < 0.05$.

Table 3. ANOVAs for the numbers of unresponsive *D. melanogaster* male flies to three chemical odorants.

Source	Ethanol			Methanol			Ammonia (alone)			Ammonia+diet		
	d.f.	F	P	d.f.	F	P	d.f.	F	P	d.f.	F	P
Concentration (a)	8	5.43	<0.01	8	5.12	<0.01	6	7.15	<0.01	6	6.42	<0.01
Mating status (b)	1	261.76	<0.01	1	302.61	<0.01	1	274.37	<0.01	1	281.01	<0.01
Nutritional state (c)	1	321.04	<0.01	1	288.59	<0.01	1	257.32	<0.01	1	232.44	<0.01
a×b	8	2.41	NS	8	0.97	NS	6	2.12	NS	6	2.45	NS
a×c	8	1.27	NS	8	2.21	NS	6	2.03	NS	6	2.11	NS
c×b	1	3.31	NS	1	3.35	NS	1	3.19	NS	1	3.14	NS
a×b×c	8	1.87	NS	8	2.48	NS	6	1.57	NS	6	1.47	NS
Error	144	-	-	144	-	-	112	-	-	112	-	-
Total	179	-	-	179	-	-	139	-	-	139	-	-

Above statistical computations were performed by the program SPSS 16.0 for Windows. See text for further details. NS = not significant.

In order to mimic natural odorants, we put ammonia and artificial diet in the same odor arm of the Y-tube olfactometer and examined the preference indices (Table 1, Figure 4A, B). In general, the responses of male flies to mixed odors resembled those to ammonia.

Dispersal differences of male flies

When the results of the same odorant were pooled, the average number of unresponsive flies to ethanol, methanol, and ammonia were not significantly different ($P > 0.05$, one-way ANOVA). Therefore, ANOVA analyses were performed for each odorant (Tables 2 and 3).

Significant differences were found among tested concentrations, between mated and unmated flies, and between nutritional states. The interactions between concentration and mating status, concentration and nutritional state, mating status and nutritional state, and among concentration, mating status and nutritional state were not significant (Tables 2 and 3).

Mating status significantly affected the numbers of unresponsive male flies. When the results of all odorant-specific concentrations were pooled, the average numbers of virgin

and mated males unresponsive to ethanol were 9.8 ± 0.4 and 7.2 ± 0.5 , respectively; to methanol were 11.1 ± 0.5 and 7.9 ± 0.3 , respectively; to ammonia were 10.5 ± 0.5 and 7.7 ± 0.3 , respectively; and to ammonia plus diet were 8.8 ± 0.6 and 6.2 ± 0.4 , respectively. Food deprivation also changed the numbers of unresponsive male flies. Summing up all unresponsive male flies at all tested concentrations, the average values in starved and satiated groups to ethanol were 7.8 ± 0.4 and 9.3 ± 0.4 , respectively; to methanol were 9.1 ± 0.3 and 9.8 ± 0.4 , respectively; to ammonia were 8.1 ± 0.5 and 10.1 ± 0.3 , respectively; and to ammonia plus diet were 6.4 ± 0.5 and 8.0 ± 0.7 , respectively (Tables 2 and 3). It seems that mated males dispersed at a higher rate than unmated ones in response to food-originated odors. Similarly, hungry males were more likely to disperse compared to satiated ones.

Discussion

Rotting fruits offer all of the known resources required for the livelihood of *D. melanogaster*. Therefore, it is important for *D. melanogaster* males to rapidly find decaying fruits for food and potential mates. To effectively perform this task, the males are mainly dependent on volatile odorants to identify and locate rotting fruits (Smith 2007). The key volatile odorants can be connected either directly to the fruit or to microorganisms living in and on the fruit (de Bruyne et al. 2001; Stensmyr et al. 2003; Hansson et al. 2010; Becher et al. 2012). Carbohydrates are decomposed to produce alcohol, aldehyde, ketone, acid, and ester volatiles (Pfeiler and Markow 2003; Forbes 2008); among the products, ethanol, acetic acid, acetoin, 2-phenyl ethanol, and 3-methyl-1-butanol (but not methanol) can mimic fermenting fruits to attract flies (Becher et al. 2012). Moreover,

the breakdown of proteins generates some volatile nitrogenous compounds, such as amines (Dent et al. 2004). Of the amines, ammonia can attract many *Drosophilid* species (Thomas 2003; Leblanc et al. 2010).

In our comparison of the olfactory responses and movement of male flies varying in mating status and nutritional state to methanol, ethanol, and ammonia sources using a glass Y-tube olfactometer, ethanol and methanol vapors generally did not attract more hungry mated males than satiated virgin ones. In contrast, ammonia attracted more hungry mated males. The attractiveness increased almost linearly with ammonia concentration from the lowest to the highest. When ammonia and artificial diet were put together in the same odor arm, the responses of male flies to mixed odor resembled those to ammonia. Furthermore, mated and starved males dispersed at a higher rate than virgin and satiated ones in the presence of the odorants originating from decaying fruits. Thus, our results showed that starved mated males increased dispersal and preferred ammonia that originated from protein.

Similarly, Becher et al. (2010) have reported that flies exhibit different orientation and flight to fruit-derived odorants depending on their mating status (virgin or mated) or nutritional state (starved or satiated). Moreover, ammonia is highly attractive to many insect species in Diptera, Lepidoptera, Hymenoptera, Coleoptera, Hemiptera, Neuroptera, and Orthoptera (Thomas 2003; Shen et al. 2009; Leblanc et al. 2010; Yu et al. 2011). These insects may associate ammonia, through olfactory receptors, with high-protein foods, animal hosts, or other nutritional resources (Mazor et al. 1987; Kendra et al. 2005; Manrakhan and Lux 2008; Shen et al. 2009; Yu et al. 2011).

Moreover, the movement of flies is also affected by various fruit-derived odorants. For example, Simon et al. (2011) have reported that mated or hungry flies disperse at a higher rate. Moreover, vinegar, a food-borne volatile, stimulated upwind flight in hungry *D. melanogaster* males, although mating status had little effect on the rate of attraction (Becher et al. 2010). The discrepancy of our results and those reported by Becher et al. (2010) may result from different chemicals and/or different experiment apparatus.

In summary, our results revealed that starved mated males increased dispersal and preferred the volatile chemical that originated from protein. Similarly, mating also changed olfaction in several other insect species (Jang et al. 1998; Cornelius et al. 2000; Reddy and Guerrero 2000; Barrozo et al. 2010a, c; Barrozo et al. 2011). Whether mated *D. melanogaster* males were similar to their female mates and shifted their preference to a high-protein diet (Ribeiro and Dickson 2010; Vargas et al. 2010) will require food choice experiments to confirm.

Acknowledgements

The research is supported by the National Basic Research Program of China (973 Program, No. 2010CB126200) and a project funded by the priority academic program development of Jiangsu Higher Education Institutions. We thank Drs. Z. Han and S. Dong of our laboratory for useful discussions during the course of this research.

References

- Barrozo RB, Jarriault D, Deisig N, Gemenio C, Monsemper C, Lucas P, Gadenne C, Anton S. 2011. Mating-induced differential coding of plant odour and sex pheromone in a male moth. *European Journal of Neuroscience* 33: 1841-1850.
- Barrozo RB, Gadenne C, Anton S. 2010a. Post-mating sexual abstinence in a male moth. *Communicative and Integrative Biology* 3: 629-630.
- Barrozo RB, Gadenne C, Anton S. 2010b. Switching attraction to inhibition: mating-induced reversed role of sex pheromone in an insect. *Journal of Experimental Biology* 213: 2933-2939.
- Barrozo RB, Jarriault D, Simeone X, Gaertner C, Gadenne C, Anton S. 2010c. Mating-induced transient inhibition of responses to sex pheromone in a male moth is not mediated by octopamine or serotonin. *Journal of Experimental Biology* 213: 1100-1106.
- Bateman PW, Ferguson J. 2004. Male mate choice in the Botswana armoured ground cricket *Acanthopplus discoidalis* (Orthoptera: Tettigoniidae; Heterodinae): Can, and how, do males judge female mating history? *Journal of Zoology* 262: 305-309.
- Becher PG, Bengtsson M, Hansson BS, Witzgall P. 2010. Flying the fly: long-range flight behavior of *Drosophila melanogaster* to attractive odors. *Journal of Chemical Ecology* 36: 599-607.
- Becher PG, Flick G, Rozpędowska E, Schmidt A, Hagman A, Lebreton S, Larsson MC, Hansson BS, Piškur J, Witzgall P. 2012. Yeast, not fruit volatiles mediate *Drosophila melanogaster* attraction, oviposition and development. *Functional Ecology* 26(4): 822-828. doi: 10.1111/j.1365-2435.2012.02006.x.
- Benton R, Vannice KS, Gomez-Diaz C, Vosshall LB. 2009. Variant ionotropic

glutamate receptors as chemosensory receptors in *Drosophila*. *Cell* 136: 149-162.

Calabrese EJ, Baldwin LA. 2003. Hormesis: the dose-response revolution. *Annual Review of Pharmacology and Toxicology* 43: 175-197.

Carvalho GB, Kapahi P, Anderson DJ, Benzer S. 2006. Allocrine modulation of feeding behavior by the sex peptide of *Drosophila*. *Current Biology* 16: 692-696.

Cornelius ML, Nergel L, Duan JJ, Messing RH. 2000. Responses of female oriental fruit flies (Diptera: Tephritidae) to protein and host fruit odors in field cage and open field tests. *Environmental Entomology* 29: 14-19.

de Bruyne M, Foster K, Carlson JR. 2001. Odor coding in the *Drosophila* antenna. *Neuron* 30: 537-552.

Dent BB, Forbes SL, Stuart BH. 2004. Review of human decomposition processes in soil. *Environmental Geology* 45: 576-585.

Duportets L, Dufour MC, Couillaud F, Gadenne C. 1998. Biosynthetic activity of corpora allata, growth of sex accessory glands and mating in the male moth *Agrotis ipsilon* (Hufnagel). *Journal of Experimental Biology* 201: 2425-2432.

Fedorka KM, Winterhalter WE, Ware B. 2011. Perceived sperm competition intensity influences seminal fluid protein production prior to courtship and mating. *Evolution* 65: 584-590.

Fischer C, King B. 2008. Sexual inhibition in *Spalangia endius* males after mating and time for ejaculate replenishment. *Journal of Insect Behavior* 21: 1-8.

Forbes SL. 2008. Decomposition chemistry in a burial environment. pp. 203-223. In: M. Tibbett, D.O. Carter, Editors. *Soil Analysis in Forensic Taphonomy*. CRC Press.

Fuyama Y. 1976. Behavior genetics of olfactory responses in *Drosophila*. I. Olfactometry and strain differences in *Drosophila melanogaster*. *Behavior Genetics* 6: 407-420.

Fuyama Y. 1978. Behavior genetics of olfactory responses in *Drosophila*. II. An odorant-specific variant in a natural population of *Drosophila melanogaster*. *Behavior Genetics* 8: 399-414.

Hansson BS, Knaden M, Sachse S, Stensmyr MC, Wicher D. 2010. Towards plant-odor-related olfactory neuroethology in *Drosophila*. *Chemoecology* 20: 51-61.

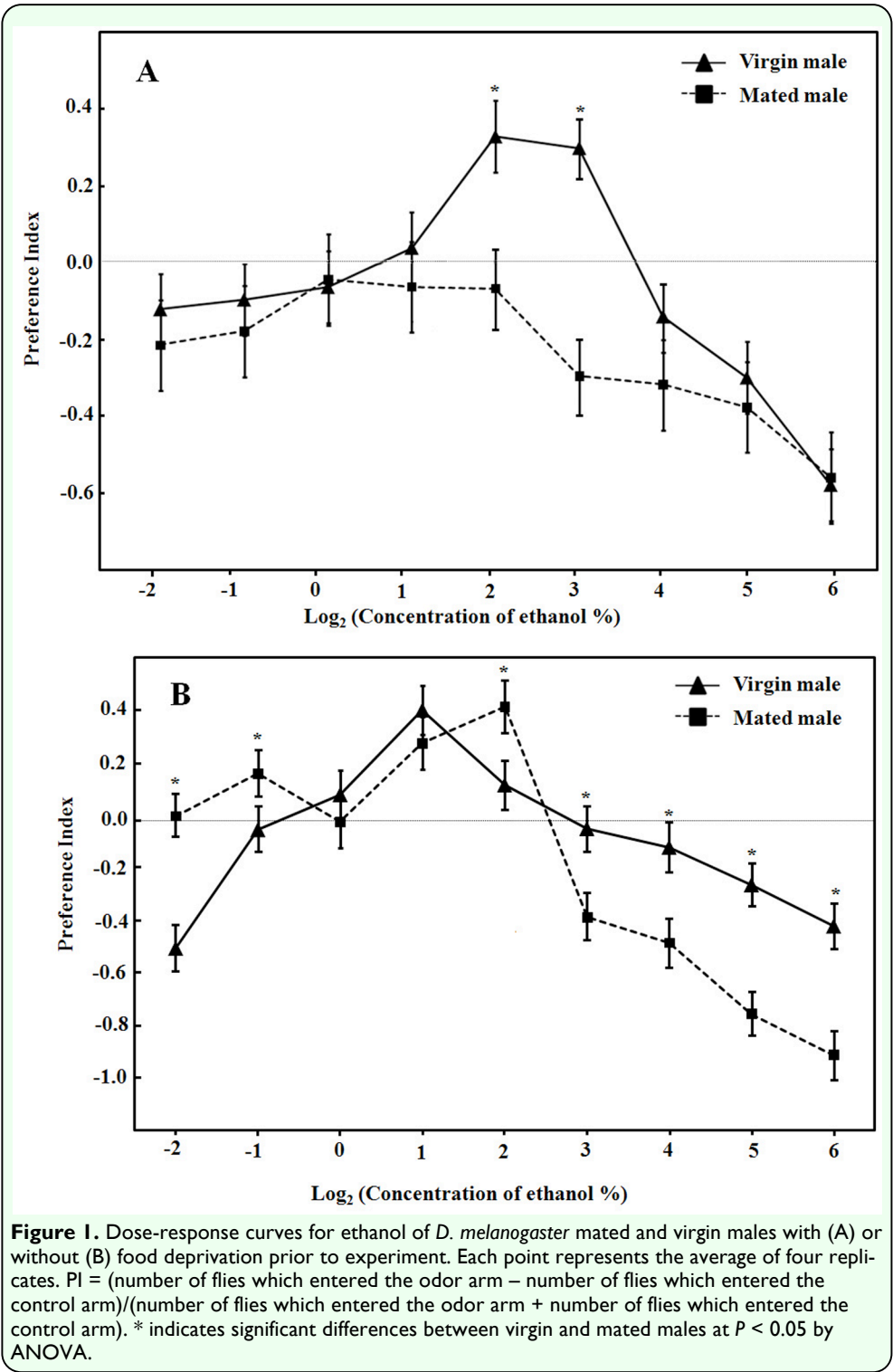
Herndon LA, Chapman T, Kalb JM, Lewin S, Partridge L, Wolfner MF. 1997. Mating and hormonal triggers regulate accessory gland gene expression in male *Drosophila*. *Journal of Insect Physiology* 43: 1117-1123.

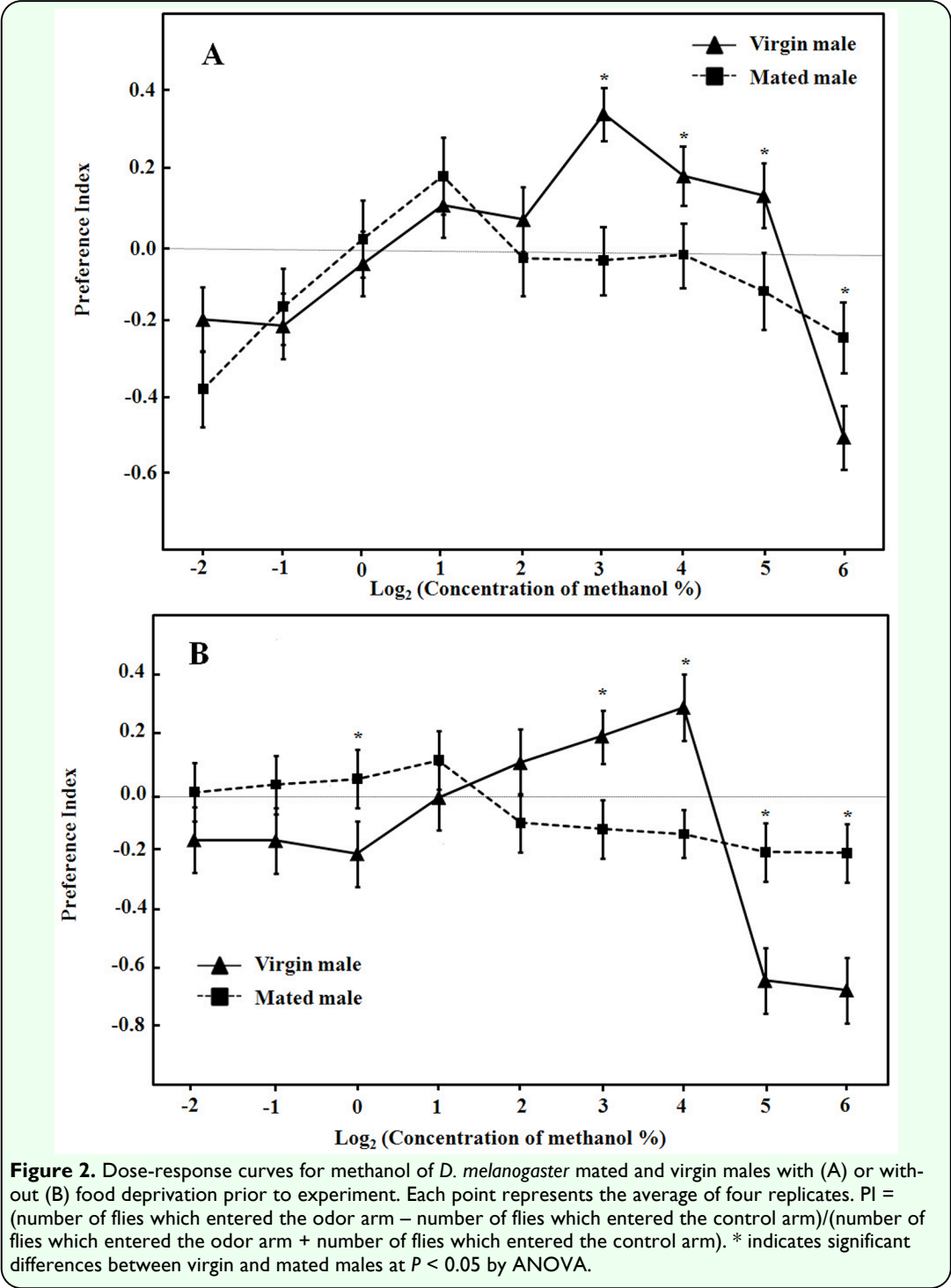
Isaac RE, Li C, Leedale AE, Shirras AD. 2010. *Drosophila* male sex peptide inhibits siesta sleep and promotes locomotor activity in the post-mated female. *Proceedings of the Royal Society B* 277: 65-70.

Jang EB, McInnis, DO, Lance DR, Carvalho LA. 1998. Mating-induced changes in olfactory-mediated behavior of laboratory-reared normal, sterile, and wild female Mediterranean fruit flies (Diptera: Tephritidae) mated to conspecific males. *Annals of the Entomological Society of America* 91: 139-144.

- Kendra PE, Montgomery WS, Mateo DM, Puche H, Epsky ND, Heath RR. 2005. Effect of age on EAG response and attraction of female *Anastrepha suspensa* (Diptera: Tephritidae) to ammonia and carbon dioxide. *Environmental Entomology* 34: 584-590.
- King B, Saporito K, Ellison J, Bratzke R. 2005. Unattractiveness of mated females to males in the parasitoid wasp *Spalangia endius*. *Behavioral Ecology and Sociobiology* 57: 350-356.
- Leblanc L, Vargas RI, Rubinoff D. 2010. Attraction of *Ceratitis capitata* (Diptera: Tephritidae) and endemic and introduced nontarget insects to Biolure bait and its individual components in Hawaii. *Environmental Entomology* 39: 989-998.
- Lefèvre T, Gouagna LC, Dabiré KR, Elguero E, Fontenille D, Renaud F, Costantini C, Thomas F. 2010. Beer consumption increases human attractiveness to malaria mosquitoes. *PloS One* 5:e9546.
- Lefevre Jr G, Jonsson UB. 1962. Sperm transfer, storage, displacement, and utilization in *Drosophila melanogaster*. *Genetics* 47: 1719-1736.
- Linklater JR, Wertheim B, Wigby S, Chapman T. 2007. Ejaculate depletion patterns evolve in response to experimental manipulation of sex ratio in *Drosophila melanogaster*. *Evolution* 61: 2027-2034.
- Louly CCB, Soares SF, da Nóbrega Silveira D, Guimarães MS, Borges LMF. 2010. Differences in the behavior of *Rhipicephalus sanguineus* tested against resistant and susceptible dogs. *Experimental and Applied Acarology* 51: 353-362.
- Mazor M, Gothilf S, Galun R. 1987. The role of ammonia in the attraction of females of the Mediterranean fruit fly to protein hydrolysate baits. *Entomologia Experimentalis et Applicata* 43: 25-29.
- Manrakhan A, Lux SA. 2008. Effect of food deprivation on attractiveness of food sources, containing natural and artificial sugar and protein, to three African fruit flies: *Ceratitis cosyra*, *Ceratitis fasciventris*, and *Ceratitis capitata*. *Entomologia Experimentalis et Applicata* 127: 133-143.
- Pfeiler E, Markow TA. 2003. Induction of suppressed ADH activity in *Drosophila pachea* exposed to different alcohols. *Biochemical Genetics* 41: 413-426.
- Rankin SM, TeBrugge VA, Murray JA, Schuler AM, Tobe SS. 2009. Effects of selected neuropeptides, mating status and castration on male reproductive tract movements and immunolocalization of neuropeptides in earwigs. *Comparative Biochemistry and Physiology* 152: 83-90.
- Reddy G, Guerrero A. 2000. Behavioral responses of the diamondback moth, *Plutella xylostella*, to green leaf volatiles of *Brassica oleracea* subsp. *capitata*. *Journal of Agricultural and Food Chemistry* 48: 6025-6029.
- Reinhardt K, Naylor R, Siva-Jothy MT. 2011. Male mating rate is constrained by seminal fluid availability in bedbugs, *Cimex lectularius*. *PLoS One* 6:e22082.
- Ribeiro C, Dickson BJ. 2010. Sex peptide receptor and neuronal TOR/S6K signaling modulate nutrient balancing in *Drosophila*. *Current Biology* 20: 1000-1005.

- Ritchie MG, Sunter D, Hockham LR. 1998. Behavioral components of sex role reversal in the tettigoniid bushcricket *Ephippiger ephippiger*. *Journal of Insect Behavior* 11: 481-491.
- Shen K, Wang H-J, Shao L, Xiao K, Shu J-P, Xu T-S, Li G-Q. 2009. Mud-puddling in the yellow-spined bamboo locust, *Ceracris kiangsu* (Oedipodidae: Orthoptera): Does it detect and prefer salts or nitrogenous compounds from human urine? *Journal of Insect Physiology* 55: 78-84.
- Silbering AF, Rytz R, Grosjean Y, Abuin L, Ramdya P, Jefferis GSXE, Benton R. 2011. Complementary function and integrated wiring of the evolutionarily distinct *Drosophila* olfactory subsystems. *The Journal of Neuroscience* 31:13357-13375.
- Simon JC, Dickson WB, Dickinson MH. 2011. Prior mating experience modulates the dispersal of *Drosophila* in males more than in females. *Behavior Genetics* 41: 754-767.
- Smith DP. 2007. Odor and pheromone detection in *Drosophila melanogaster*. *Pflügers Archiv European Journal of Physiology* 454: 749-758.
- Steiner S, Ruther J. 2009. Mechanism and behavioral context of male sex pheromone release in *Nasonia vitripennis*. *Journal of Chemical Ecology* 35: 416-421.
- Stensmyr MC, Giordano E, Balloi A, Angioy AM, Hansson BS. 2003. Novel natural ligands for *Drosophila* olfactory receptor neurones. *Journal of Experimental Biology* 206: 715-724.
- Thomas DB. 2003. Nontarget insects captured in fruit fly (Diptera: Tephritidae) surveillance traps. *Journal of Economic Entomology* 96: 1732-1737.
- Ureshi M, Sakai M. 2001. Location of the reproductive timer in the male cricket *Gryllus bimaculatus* DeGeer as revealed by local cooling of the central nervous system. *Journal of Comparative Physiology* 186: 1159-1170.
- Vargas MA, Luo N, Yamaguchi A, Kapahi P. 2010. A role for S6 kinase and serotonin in postmating dietary switch and balance of nutrients in *D. melanogaster*. *Current Biology* 20: 1006-1011.
- Yu H-P, Shen K, Wang Z-T, Mu L-L, Li G-Q. 2011. Population control of the yellow-spined bamboo locust, *Ceracris kiangsu*, using urine-borne chemical baits in bamboo forest. *Entomologia Experimentalis et Applicata* 138: 71-76.
- Zhong J-F, Wang S-P, Shi X-Q, Mu L-L, Li G-Q. 2010. Hydrogen sulfide exposure increases desiccation tolerance in *Drosophila melanogaster*. *Journal of Insect Physiology* 56: 1777-1782.





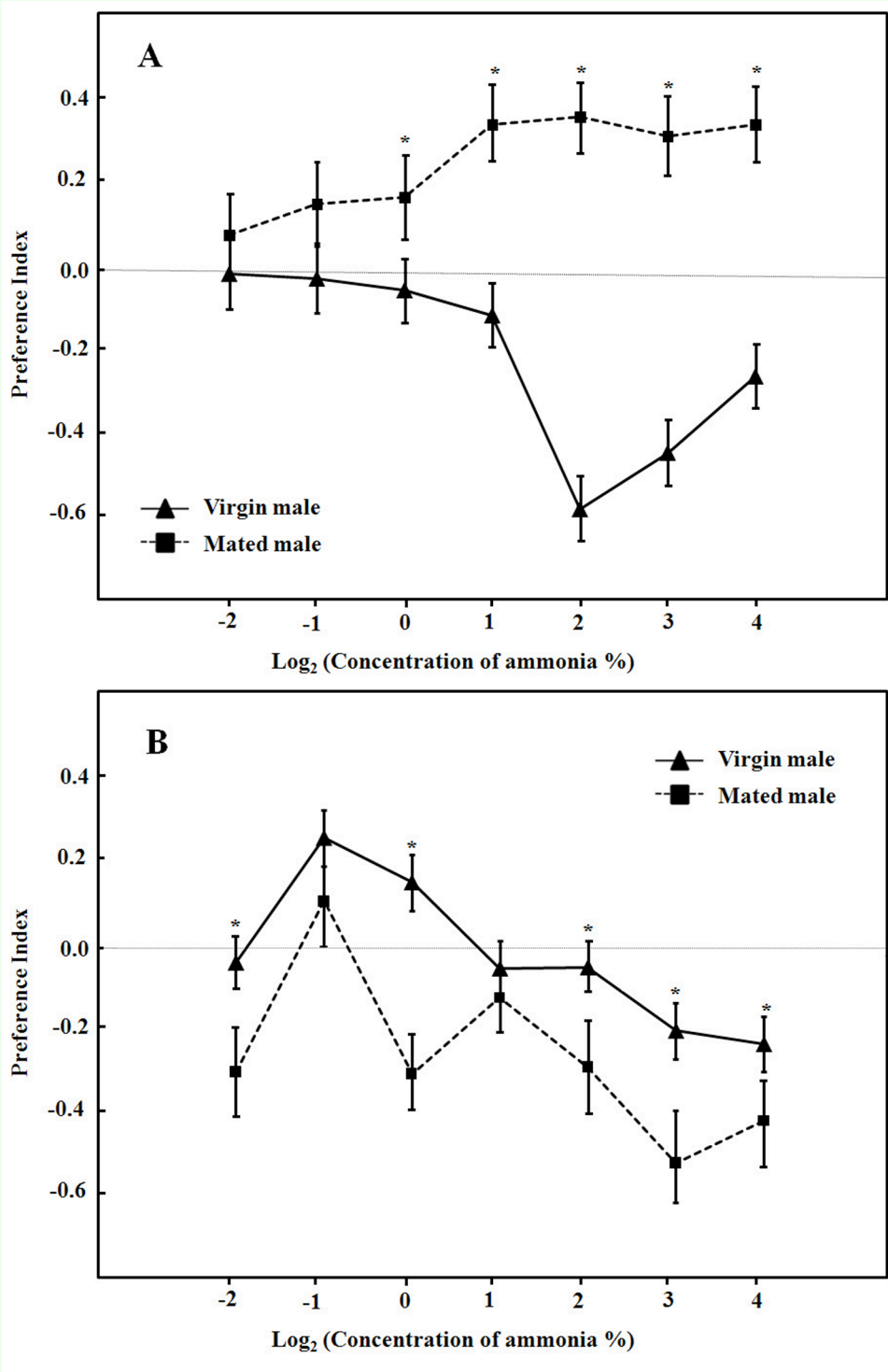


Figure 3. Dose-response curves for ammonia (alone) of *D. melanogaster* mated and virgin males with (A) or without (B) food deprivation prior to experiment. Each point represents the average of four replicates. PI = (number of flies which entered the odor arm – number of flies which entered the control arm)/(number of flies which entered the odor arm + number of flies which entered the control arm). * indicates significant differences between virgin and mated males at *P* < 0.05 by ANOVA.